



8-Port 10/100/1000Mbps Industrial Managed PoE Switch with 2 SFP Uplink



IES7511-8PGE2GF-DC



Key Features:

Ports: Provide 8*10/100/1000Mbps PoE ports with 2 1000Mbps SFP

PoE Standard: IEEE802.3af/at Power over Ethernet (PoE) Compliant

Self-adaption: RJ45 port supports 10/100/1000Mbps Auto MDI/MDIX

Industrial Installation: Din Rail mounting installation

Wide Application: Designed for Railway, traffic etc some Industrial environment

Surge protection: Protect the device from lighting surges and others electrical hazards

Managed: Support remote web managed, VLAN and storm control and IPV6 management etc.

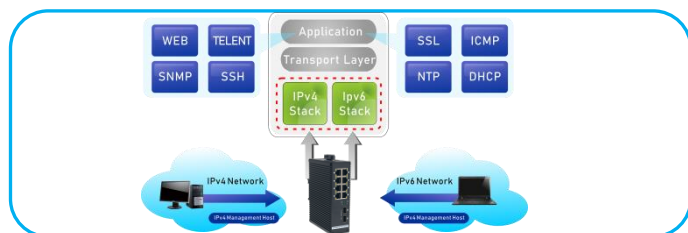
Working Temperature: -40 to 85 degrees operating temperature

Considerate Design: IP40 Industrial design with dual power input

Easy to use: Plug and play, No configuration required

Environmentally Hardened Design

With the **IP40** metal industrial case which provides a high level of immunity against electromagnetic interference and heavy electrical surges, Being able to operate under the temperature range from **-40 to 85 degrees C**, the IES7511-8PGE2GF-DC can be placed in almost any difficult environment.



Cost-effective IPv6 Managed Gigabit PoE Switch Solution

With layer 2+ managed Gigabit PoE Switch, It provides IPv6/IPv4 management and built-in L2/L4 Gigabit Switching engine, and supports high-speed transmission of surveillance images and videos.


Surge Protection Design

provides contact discharge of $\pm 8\text{KV}$ DC and air discharge of $\pm 15\text{KV}$ DC for Ethernet ESD protection. It also supports $\pm 6\text{KV}$ surge immunity to improve product stability and protects users' networks from devastating ESD attacks, making sure the flow of operation does not fluctuate.



Gigabit SFP Uplink Port

With two SFP module slot available, the SFP uplink port is ideal for connecting the switch to the network's backbone, providing more than enough bandwidth and stability for ultra high speed data transferring. Besides the SFP can transmit the data with Max 100Km distance with more economic solution



IES7511-8PGE2GF-DC

8-Port 10/100/1000Mbps Industrial Managed PoE Switch with 2 SFP

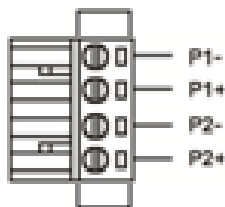
Technical Datasheet

Model	IES7511-8PGE2GF-DC	
Hardware Specifications		
Connector	8 10/100/1000BASE-T RJ45 auto MDI/MDIX ports	
	2 1000 Base-X SFP Slots	1 Console port
PoE Port	8 10/100/1000Mbps POE PSE port	
LED Display	Power Indicator: PWR(green).	
	Network Indicator: Link(yellow)	
	PoE Working Indicator: PoE(green)	
Thermal Fan	Fanless Design	
Installation	Din Rail	
Switch Architecture	Store and Forward	
Transmission model	IEEE802.3X full-duplex and Backpressure half-duplex	
Switch Performance	Backplane bandwidth	32Gbps
	Packet forwarding rate	16.82Mpps
	MAC address	8k
Power requirement	DC 44V~56V	
ESD Protection	6KV ESD	
Dimension(WxDxH)	48mm x 110mm x 150mm(1.89in x 4.33in x 5.91in)	
Weight	1.15kg	
Power over Ethernet (PoE) Specifications		
Network standard	IEEE802.3i 10 BASE-T	
	IEEE802.3u 100 BASE-TX	
	IEEE802.3ab 1000BASE-T	
	IEEE802.3x Flow Control	
	IEEE802.3af Power over Ethernet	
	IEEE802.3at Power over Ethernet	
	IEEE802.3az EEE	
PoE Standard	IEEE 802.3af Power over Ethernet/PSE	
	IEEE 802.3at Power over Ethernet Plus/PSE	
PoE Supply Type	1/2(+), 3/6(-) End-span	
PoE Power Output	Per Port 52V DC, 300mA. max. 15.4 watts (IEEE 802.3af)	
	Per Port 52V DC, 600mA. max. 30 watts (IEEE 802.3at)	
PoE Power budget	120/240W optional	
Layer 2 Functions		
Port Mirroring	TX / RX / both Many-to-1 monitor	
Vlan	802.1Q tagged-based VLAN	
	Up to 256 VLAN groups, out of 4094 VLAN IDs	
	802.1ad Q-in-Q tunneling	
	Voice VLAN;Protocol VLAN;Private VLAN (Protected port),GVRP	
Link Aggregation	IEEE 802.3ad LACP and static trunk	
	Supports 8 groups of 8-port trunk	
Spanning Tree Protocol	STP, IEEE 802.1D Spanning Tree Protocol	

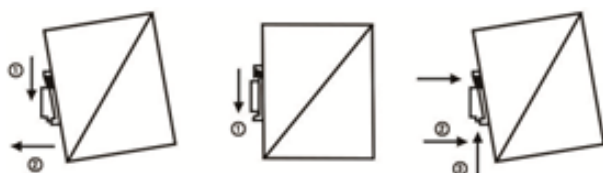
	RSTP, IEEE 802.1w Rapid Spanning Tree Protocol MSTP, IEEE 802.1s Multiple Spanning Tree Protocol
IGMP Snooping	IGMP (v2/v3) snooping IGMP querier Up to 256 multicast groups
MLD Snooping	MLD (v1/v2) snooping, up to 256 multicast groups
Access Control List	IPv4/IPv6 IP-based ACL / MAC-based ACL
PoE Management	Open or close port Standard POE scheduling management Power and current display Automatic restarting function of equipment dead machine Timing Support IP bindings restarting
QoS	8 mapping ID to 8 level priority queues --- Port number --- 802.1p priority --- 802.1Q VLAN tag --- DSCP field in IP packet Traffic classification based, strict priority and WRR
Security	IEEE 802.1X port-based authentication Built-in RADIUS client to co-operate with RADIUS server RADIUS / TACACS+ user access authentication IP-MAC port binding MAC filtering Static MAC address DHCP Snooping and DHCP Option82 STP BPDU guard, BPDU filtering and BPDU forwarding DoS attack prevention ARP inspection IP source guard
Management Function	
Basic Management Interfaces	Web browser / Telnet / SNMP v1, v2c, V3 Firmware upgrade by HTTP / TFTP protocol through Ethernet network Remote / Local Syslog, System log, LLDP protocol, SNMP
Secure Management Interfaces	SSH, SSL, SNMP
SNMP MIBs	RFC 1213 MIB-II RFC 1215 Generic Traps RFC 1493 Bridge MIB RFC 2674 Bridge MIB Extensions RFC 2737 Entity MIB (Version 2) RFC 2819 RMON (1, 2, 3, 9) RFC 2863 Interface Group MIB RFC 3635 Ethernet-like MIB
Environment	
Safety	FCC Part15 Class A, CE, RoHS
Environment specification	Operating temperature: -40℃~85℃, operating humidity: 5%~95% Storage temperature: -40℃~85℃, storage humidity: 5%~95%

Installation Models

Power Terminal

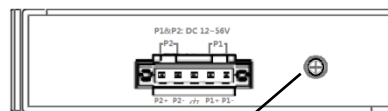


- ◆ 4-pin 3.81mm-spacing plug-in terminal
- ◆ 44V-56VDC wide voltage input
- ◆ P1&P2 dual power input
- ◆ Reverse protection



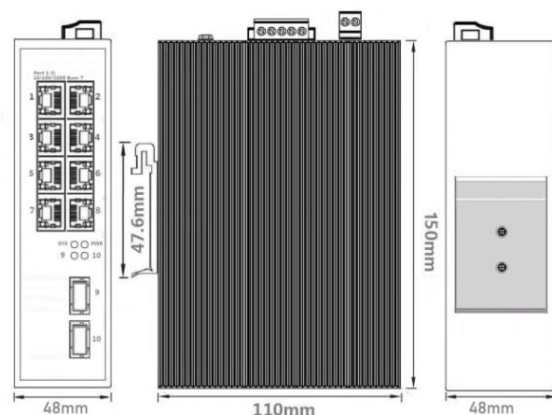
Din-Rail

Earth Protection

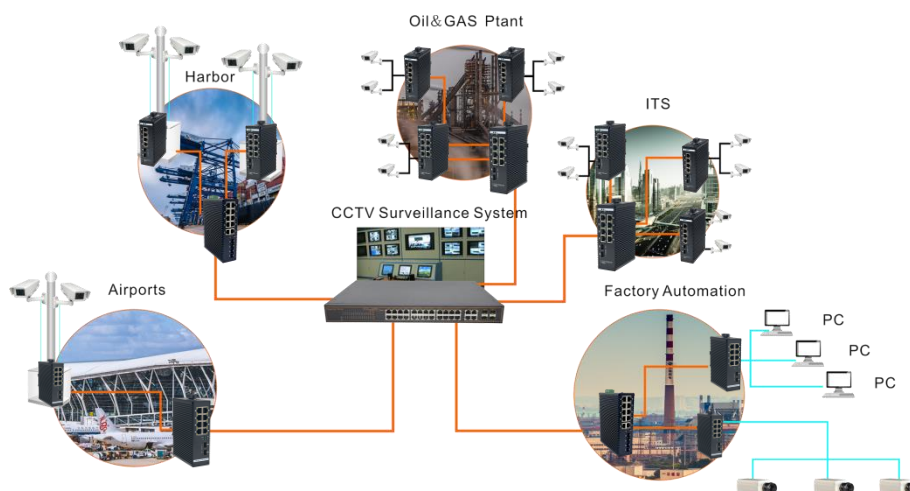


Ground screw

Mechanical Drawing



Applications



Ordering Information

IES7511-8PGE2GF-DC

8 Ports 10/100/1000Mbps Industrial Managed PoE switch With 2 SFP Uplink, Din rail supported